

Asian Resonance

Impact of Age on Attitudes of Divorcee Women Towards their Status

Abstract

The present study was an attempt to observe the Impact of age on attitudes of divorcee women towards their status and to compare the attitude of divorcee women in different age groups. The sample was selected through random sampling technique. For the sample, 100 divorcee women were selected from different age groups. The sample was collected with the help of readymade scale namely measuring attitude towards divorce constructed by Anupama Shah and Anjali Gupta (1993). The study shows that the majority of divorcee women were in the age group of 36-52 years. It is found that more divorcee women between the age group of 36-52 yrs agree that divorce makes them feel insecure. Moreover, it is found that majority of divorcee women between the age group of 36-52 disagree that in troubled married life women should go in for divorce even if she feel lonely, unhappy and frustrated.

Keywords : Divorcee, status, age.

Introduction

A divorce is a legal action between married people to terminate their marriage relationship. It can be referred to as dissolution of marriage and is basically, the legal action that ends the marriage before the death of either spouse. The purpose of a divorce is to terminate the parties' marriage. In order to do that the parties and the court must decide how to handle the question of custody and placement of the minor children and how to divide the property and debts of the parties. State laws presume each party is entitled one half of the marital property and each party is responsible for one half of the marital debts (Meyer, 2014).

In Muslim community, one major factor which affects the status of women is the practice of divorce. Under Muslim Personal Law, divorce is an easy matter for the husband as he enjoys an unlimited freedom to divorce his wife at his own will. The dominion of the man over his wife is further asserted by the fact that he is permitted to divorce his wife at his own pleasure and without justifying his action" (Menon, 1981). A husband is bound to provide maintenance and lodging to his wife whether pregnant or not, after the dissolution of her marriage up to the expiry of her iddat period. The dissolution may have bought about either by talaq (revocable or irrevocable), khul, ila, lian, apostasy of the husband, exercise of option of property or on any of the grounds related to conduct and defects of the parties to a marriage. If the wife was not given any maintenance during iddat and she did not claim it through the qadi till the period of iddat expired, herright to claim the same will stand lost. Even if she later approaches the qadi for fixation of maintenance, he cannot fix it. Where the qadi has fixed maintenance for a wife during iddat it will remain operative irrespective of the fact whether she had already raised a loan against the name of the husband or not (Wani, 1995).

Review of Literature

Moon (2011) studied that three hypotheses, derived from the social psychology literature, regarding the impact of marital status history on parents' attitudes toward the impact of divorce on children were examined. Married parents ($n = 118$) were expected to report more negative effects of divorce on children than divorced parents ($n = 114$); mothers and fathers whose own parents remained married were expected to rate the impact of divorce more negatively than mothers and fathers whose parents had divorced; and, divorced parents who initiated their own divorce were expected to report fewer negative effects of divorce on children than parents who did not initiate divorce. All three hypotheses were supported, extending the self- and vested-interest research to the divorce literature. Utz (2012) acquired the analysis uses a middle-aged

Muzamil Jan

Assistant Professor,
Deptt. of Extension and
Communication,
Institution of Home Science,
University of Kashmir,
J & K

Suriya Gowhar

Research Scholar,
Deptt. of Extension and
Communication,
Institution of Home Science,
University of Kashmir,
J & K

Asian Resonance

sample (age 35–84, $N = 2,496$) to document the long-term effects of parental divorce on the child's depressive affect and familial solidarity. Those who experienced parental divorce as a child (OR: 1.77, $p < .05$) or as an adult (OR: 1.82, $p < .05$) had a higher risk of depression compared to those whose parents are still married. Similar results were found for family solidarity, suggesting that parental divorce was associated with long-lasting effects on the children who experienced it. However, the pathways through which parental divorce potentially affects the well-being of children differ, based on whether the child experienced parental divorce as a child or as an adult.

Greenwood (2014) calculated that there is a dearth of research on whether and how a later-life parental divorce influences the lives of adult children. Through qualitative interviews with 40 adult children of divorce (ACD)—those whose parents divorced after they were 18 years of age—ACD were asked to discuss their experience of the parental divorce. There were commonalities experienced by the ACD. However, only half of the ACD were initially affected negatively by their parents' divorce, whereas the other half did not have a tough time initially. Factors including being "put in the middle," along with strained parent-child relationships, were found to have the potential to affect one's experience.

Arkes (2015) highlights the effects of the divorce and separation process on children's academic achievement and problem behavior over time. By using child fixed effects and establishing a baseline period that is four or more years prior to a family disruption, I can examine how children are affected in different periods relative to the disruption and whether any negative effects subside, persist, or escalate as time passes from the disruption. With a sample of 7- to 14-year-olds, I find that children are affected at least two to four years before the disruption; reading test scores are most affected; and for reading comprehension, the negative effects persist and even escalate as time passes from the disruption.

Ramachandrappa (2012) reported that in the recent years a steady increase in incidence of divorce has been noticed in Metropolitan cities in general and in Bangalore city in particular of India. It is observed that there has been a consistent rise in the incidence of divorce, about 17.25 percent from 1991 to 2000, which further increased to 31.9 percent in 2001, onwards, indicating a rise of 14 percent during the decade. This paper is concerned with investigating the family structural dimensions of marital disruption and it tries to explore the factors that have lead to divorce and ideates types of person who opt for divorce, in Bangalore city.

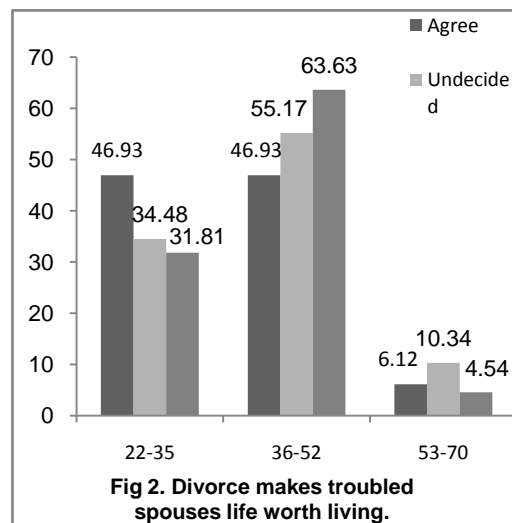
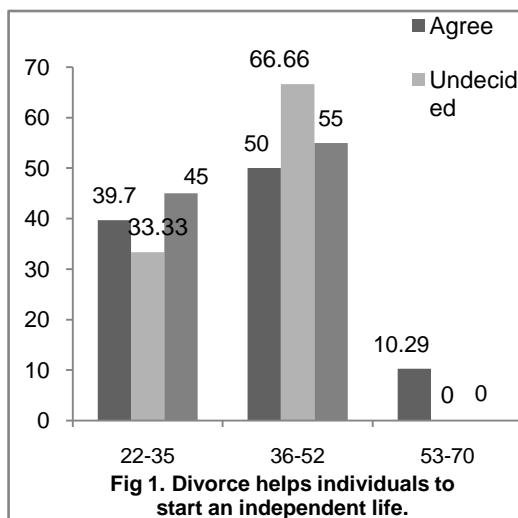
Objectives of the Study

The present study is based on the following objectives

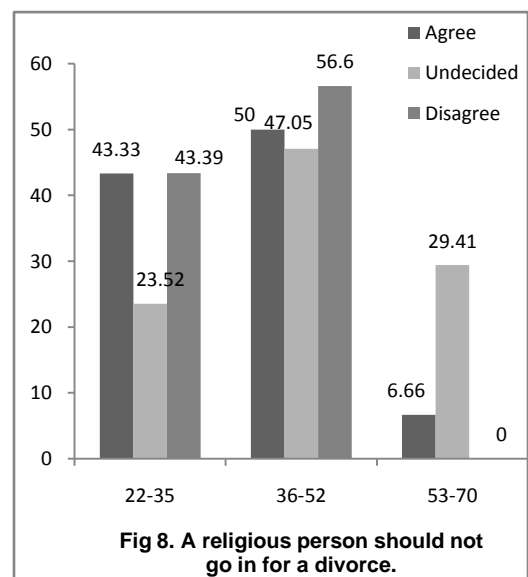
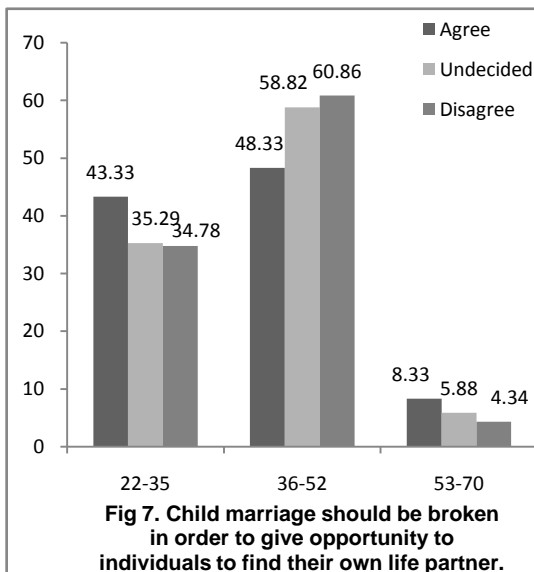
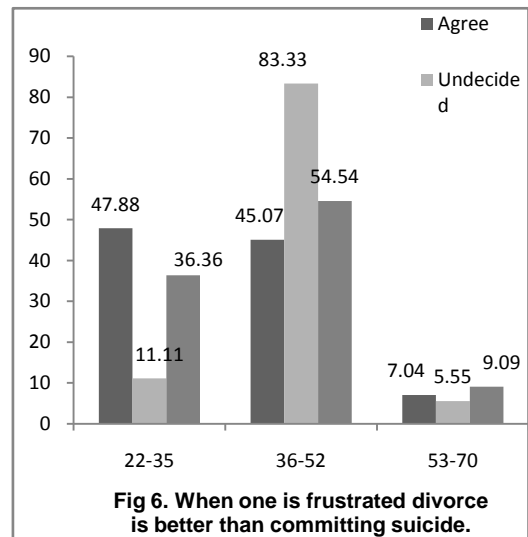
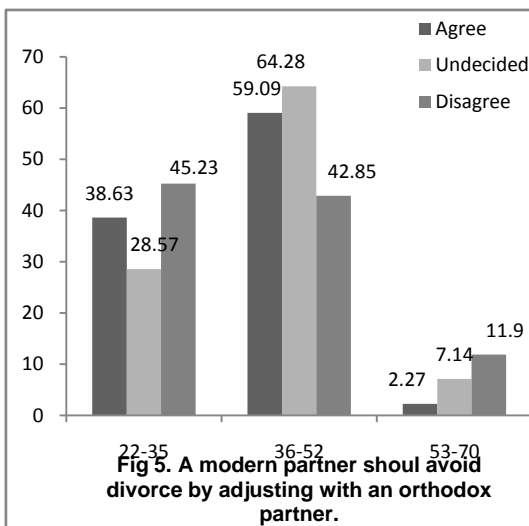
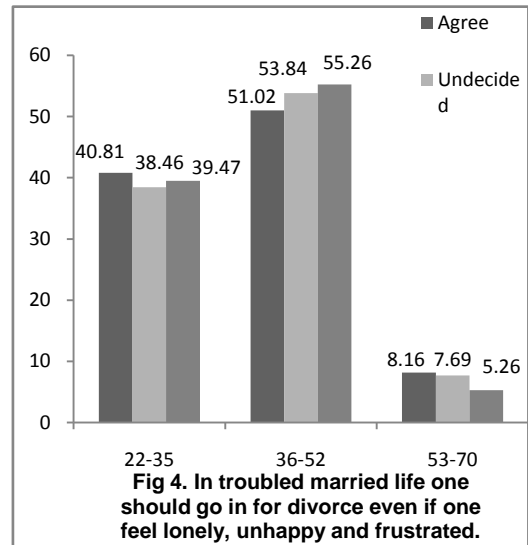
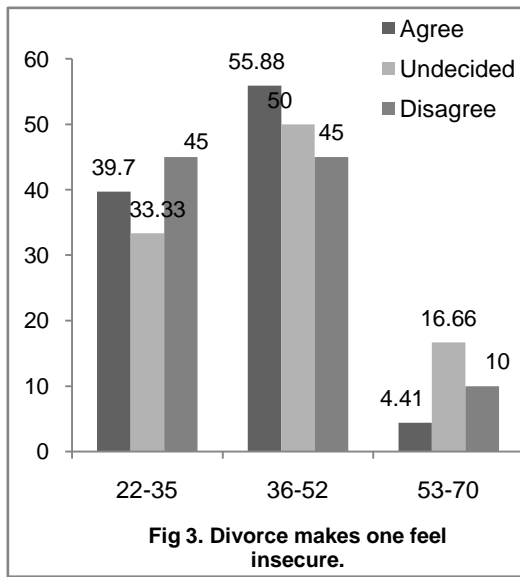
1. To study the impact of age on attitudes of divorcee women towards their status.
2. To compare the attitudes of divorcee women in different age groups.

Methodology

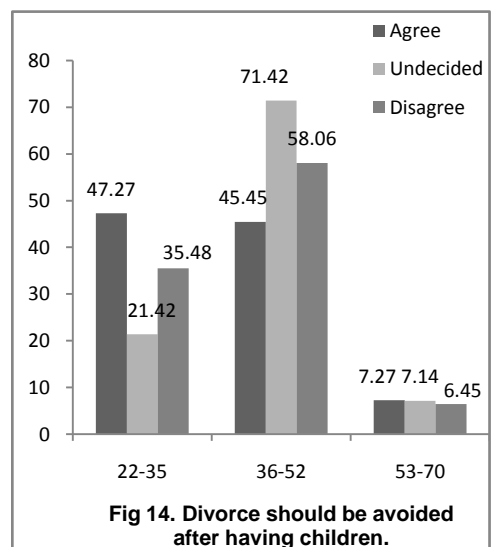
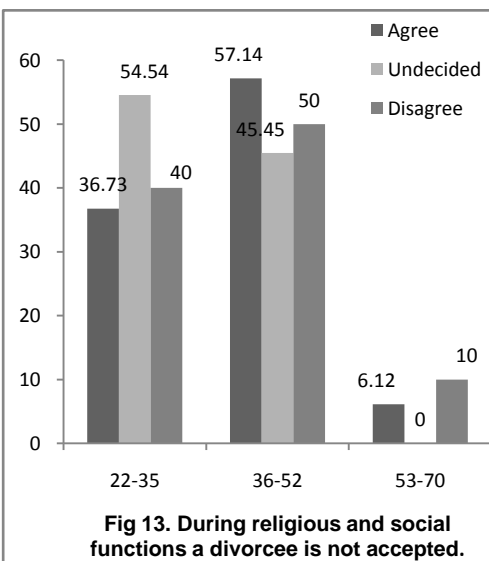
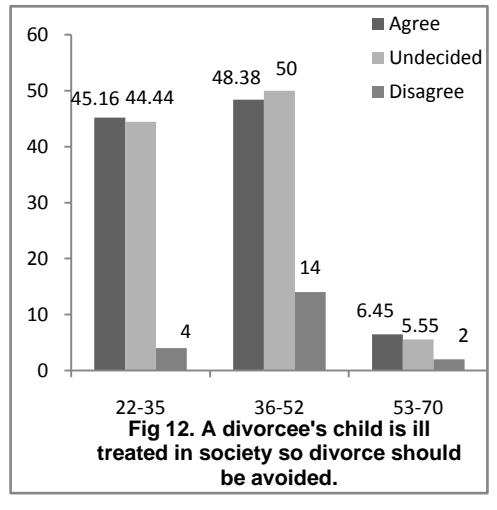
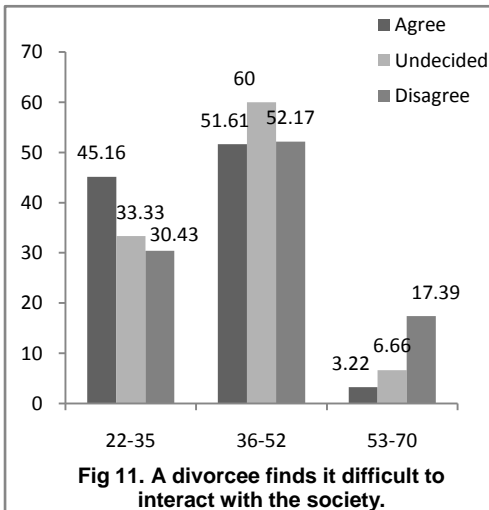
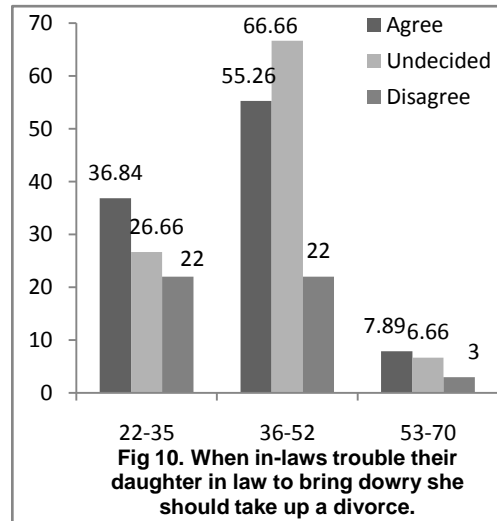
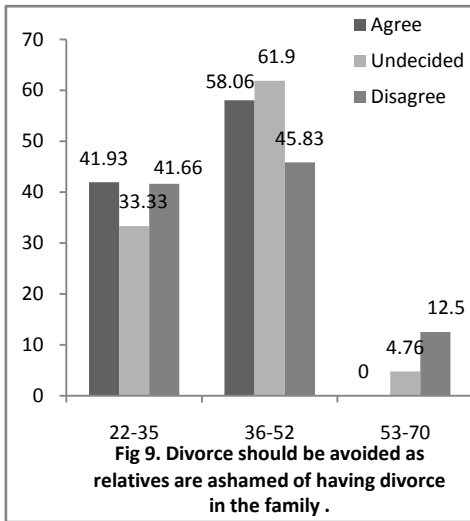
The present study was an attempt to study the impact of age on attitudes of divorcee women towards marital status. The information was gathered from divorcee women of different age groups of Kashmir region. The study was investigated through simple random sampling technique. Simple random sampling technique is also called unrestricted random sampling. It refers to that technique of sampling in which each and every item of the universe has the same profanity of being included in the sample, the selection is not affected by the bias of investigator and it depends completely on the elements of chance. Sample was selected from Kashmir region. 100 divorcee women were selected for the purpose. 50 women from urban areas and 50 women from rural areas were selected. The tools used for the study include a readymade scale measuring attitude towards divorce constructed by Anupama shah and Anjali Gupta (1993). The data obtained was carefully scrutinized, categorized and coded in order to fulfill the objectives. The data was analyzed computing column percentage.



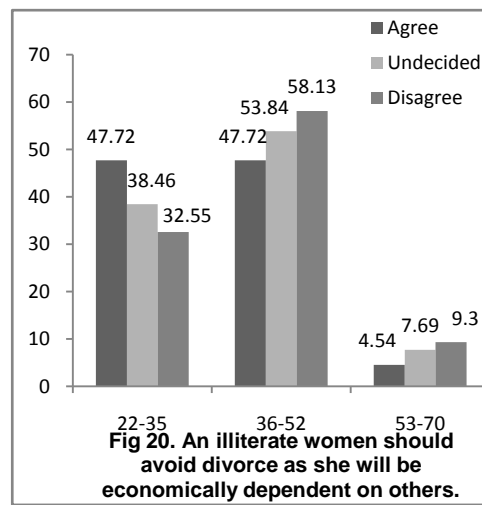
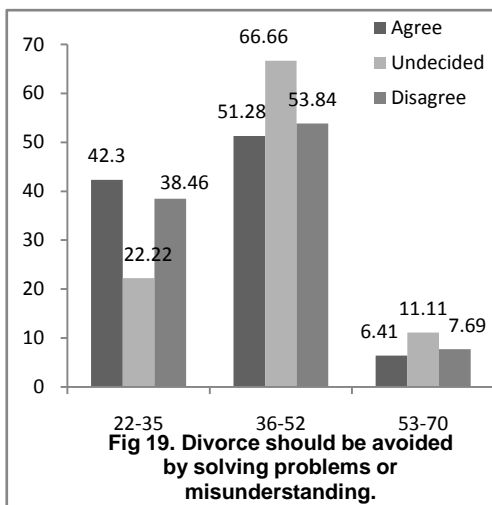
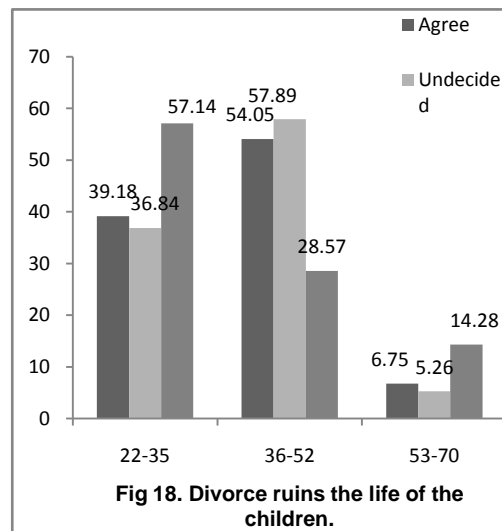
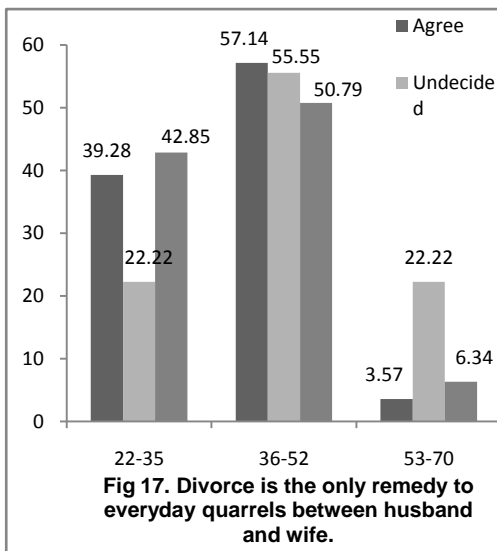
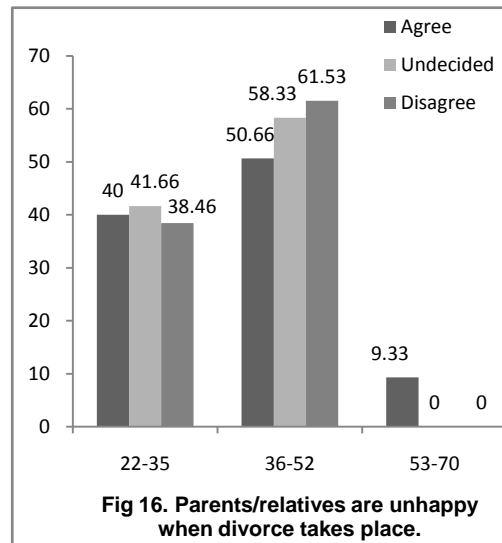
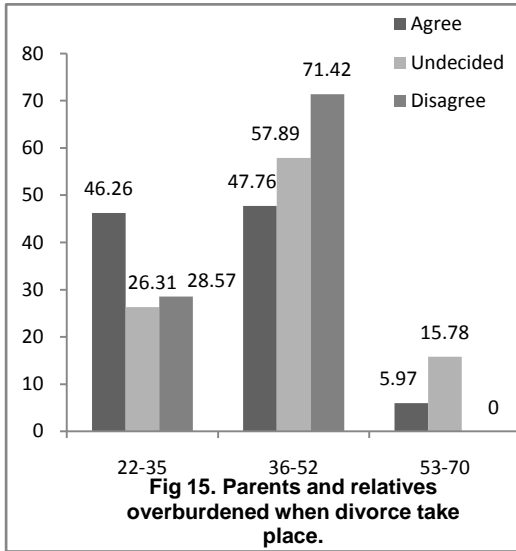
Asian Resonance



Asian Resonance



Asian Resonance



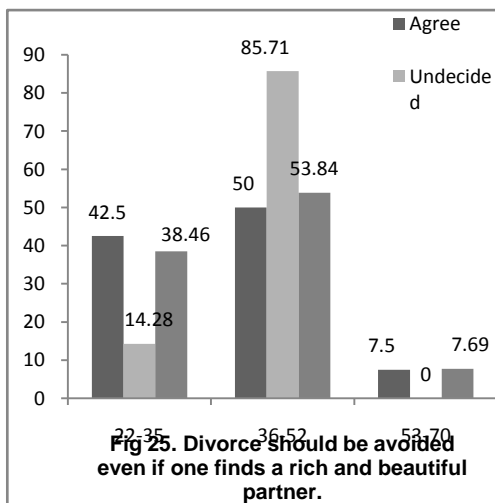
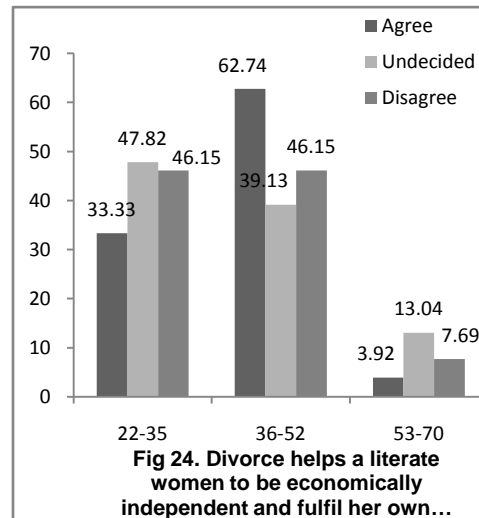
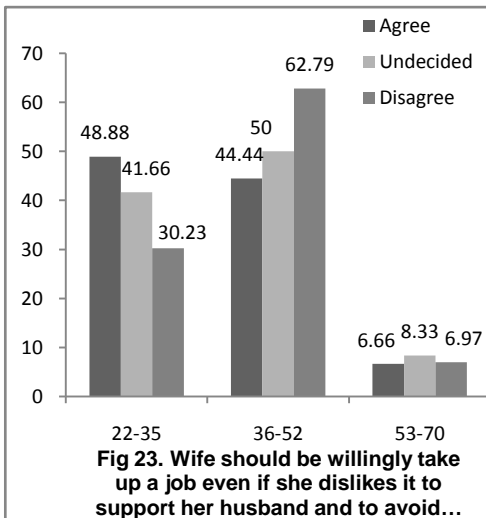
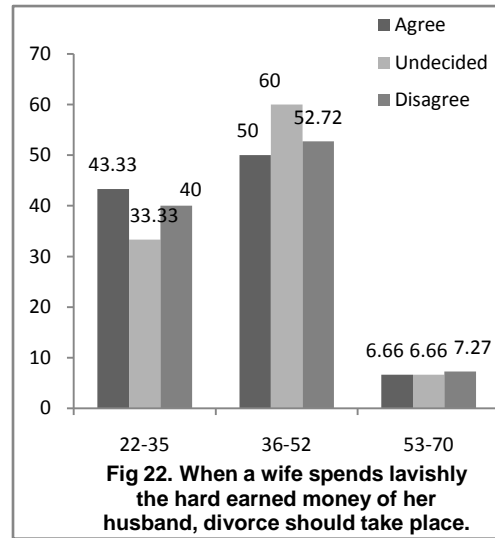
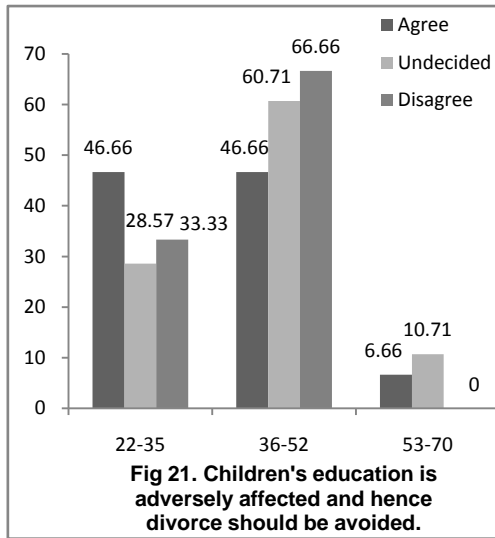


Fig 1 shows that in the age group of 22-35 years (45 per cent) women disagree that divorce helps them to start an independent life. Between the age group of 36-52 years (66.66 per cent) women feel undecided that divorce helps them to start an independent life. While as in the age group of 53-70 years (10.29 per cent) women agree that divorce helps them to start an independent life.

In Fig 2 it is found that in the age group of 22-35 years (46.93 per cent) women agree that divorce makes troubled spouses life worth living. Among the age group of 36-52 years (66.63 per cent) women disagree that divorce makes troubled spouses life worth living. At the same time as in the age group of 53-70 years (10.34 per cent) women feel undecided that divorce makes troubled spouses life worth living.

Fig 3 represents that in the age group of 22-35 years (45 per cent) women disagree that divorce makes them feel insecure. Involving the age group of 36-52 years (55.88 per cent) women feel agree that divorce makes them feel insecure. Even as in the age

Asian Resonance

group of 53-70 years (16.66 per cent) women feel undecided that divorce makes them feel insecure.

Fig 4 depicts that in the age group of 22-35 years (40.81 per cent) women agree in troubled married life they should go in for a divorce, even if they feel lonely, unhappy and frustrated. Among the age group of 36-52 years (55.26 per cent) women disagree that in troubled married life they should go in for a divorce, even if they feel lonely, unhappy and frustrated. Whilst in the age group of 53-70 years (8.16 per cent) women agree that in troubled married life they should go in for a divorce, even if they feel lonely, unhappy and frustrated.

Fig 5 reveals that in the age group of 22-35 years (45.23 per cent) women disagree that a modern partner should avoid divorce by adjusting with an orthodox partner in a marriage. Between the age group of 36-52 years (64.28 per cent) women feel undecided that a modern partner should avoid divorce by adjusting with an orthodox partner in a marriage. Whereas in the age group of 53-70 years (11.90 per cent) women disagree that a modern partner should avoid divorce by adjusting with an orthodox partner in a marriage.

In Fig 6 it seems that in the age group of 22-35 years (47.88 per cent) women agree that when they are frustrated, divorce is better than committing suicide. Involving the age group of 36-52 years (83.33 per cent) women feel undecided that when they are frustrated, divorce is better than committing suicide. Although in the age group of 53-70 years (9.09 per cent) women disagree that when they are frustrated, divorce is better than committing suicide.

Fig 7 shows that in the age group of 22-35 years (43.33 per cent) women agree that child marriage should be broken in order to give opportunity to the individuals to find their own life partners. Among the age group of 36-52 years (60.86 per cent) women disagree that child marriage should be broken in order to give opportunity to the individuals to find their own life partners. Despite the fact that in the age group of 53-70 years (8.33 per cent) women agree that child marriage should be broken in order to give opportunity to the individuals to find their own life partners.

In Fig 8 it is found that in the age group of 22-35 years (43.39 per cent) women disagree that a religious person should not go in for a divorce. Between the age group of 36-52 years (56.60 per cent) women disagree that a religious person should not go in for a divorce. While as in the age group of 53-70 years (29.41 per cent) women feel undecided that a religious person should not go in for a divorce.

Fig 9 represents that in the age group of 22-35 years (41.93 per cent) women agree that divorce should be avoided as relatives are ashamed of having divorce in the family. Involving the age group of 36-52 years (61.90 per cent) women feel undecided that divorce should be avoided as relatives are ashamed of having divorce in the family. At the same time as in the age group of 53-70 years (12.5 per cent) women disagree that divorce should be avoided as relatives are ashamed of having divorce in the family.

Fig 10 depicts that in the age group of 22-35 years (36.84 per cent) women agree that when in laws trouble their daughter in law to bring dowry she should take up a divorce. Among the age group of 36-52 years (66.66 per cent) women feel undecided that when in laws trouble their daughter in law to bring dowry she should take up a divorce. Even as in the age group of 53-70 years (7.89 per cent) women agree that when in laws trouble their daughter in law to bring dowry she should take up a divorce.

Fig 11 reveals that in the age group of 22-35 years (45.16 per cent) women agree that they find it difficult to interact with the society. Between the age group of 36-52 years (60 per cent) women feel undecided that they find it difficult to interact with the society. Whilst in the age group of 53-70 years (17.39 per cent) women disagree that they find it difficult to interact with the society.

In Fig 12 it seems that in the age group of 22-35 years (45.16 per cent) women agree that their child is ill-treated in society so divorce should be avoided. In the age group of 36-52 years (50 per cent) women feel undecided that their child is ill-treated in society so divorce should be avoided. Whereas in the age group of 53-70 years (6.45 per cent) women agree that their child is ill-treated in society so divorce should be avoided.

Fig 13 shows that in the age group of 22-35 years (54.54 per cent) women feel undecided that during religious and social functions they are not accepted. Among the age group of 36-52 years (57.14 per cent) women agree that during religious and social functions they are not accepted. Although in the age group of 53-70 years (6.12 per cent) women agree that during religious and social functions they are not accepted.

In Fig 14 it is found that in the age group of 22-35 years (47.27 per cent) women agree that divorce should be avoided after having children. Between the age group of 36-52 years (71.42 per cent) women feel undecided that divorce should be avoided after having children. Despite the fact that in the age group of 53-70 years (7.27 per cent) women agree that divorce should be avoided after having children.

Fig 15 represents that in the age group of 22-35 years (46.26 per cent) women agree that parents and relatives are overburdened when divorce takes place. Among the age group of 36-52 years (71.42 per cent) women disagree that parents and relatives are overburdened when divorce takes place. While as in the age group of 53-70 years (15.78 per cent) women feel undecided that parents and relatives are overburdened when divorce takes place.

Fig 16 depicts that in the age group of 22-35 years (41.66 per cent) women feel undecided that parents/relatives are unhappy when divorce takes place. In the age group of 36-52 years (61.53 per cent) women disagree that parents/relatives are unhappy when divorce takes place. At the same time as in the age group of 53-70 years (9.33 per cent) women agree that parents/relatives are unhappy when divorce takes place.

Asian Resonance

Fig 17 reveals that in the age group of 22-35 years (42.85 per cent) women disagree that divorce is the only remedy to everyday quarrels between husband and wife. Between the age group of 36-52 years (57.14 per cent) women agree that divorce is the only remedy to everyday quarrels between husband and wife. Even as in the age group of 53-70 years (22.22 per cent) women feel undecided that divorce is the only remedy to everyday quarrels between husband and wife.

In Fig 18 it seems that in the age group of 22-35 years (57.14 per cent) women disagree that divorce ruins the life of their children. Among the age group of 36-52 years (57.89 per cent) women feel undecided that divorce ruins the life of their children. Whilst in the age group of 53-70 years (14.28 per cent) women disagree that divorce ruins the life of their children.

Fig 19 shows that in the age group of 22-35 years (42.30 per cent) women agree that divorce should be avoided by solving problems or misunderstanding. In the age group of 36-52 years (66.66 per cent) women feel undecided that divorce should be avoided by solving problems or misunderstanding. Whereas in the age group of 53-70 years (11.11 per cent) women feel undecided that divorce should be avoided by solving problems or misunderstanding.

In Fig 20 it is found that in the age group of 22-35 years (47.72 per cent) women agree that an illiterate woman should avoid divorce as she will be economically dependent on others. Between the age group of 36-52 years (58.13 per cent) women disagree that an illiterate woman should avoid divorce as she will be economically dependent on others. Although in the age group of 53-70 years (9.30 per cent) women disagree that an illiterate woman should avoid divorce as she will be economically dependent on others.

Fig 21 represents that in the age group of 22-35 years (46.66 per cent) women agree that children's education is adversely affected and hence divorce should be avoided. Among the age group of 36-52 years (66.66 per cent) women disagree that children's education is adversely affected and hence divorce should be avoided. Despite the fact that in the age group of 53-70 years (10.71 per cent) women feel undecided that children's education is adversely affected and hence divorce should be avoided.

Fig 22 depicts that in the age group of 22-35 years (43.33 per cent) women agree that when a wife spends lavishly the hard earned money of her husband, divorce should take place. In the age group of 36-52 years (60 per cent) women feel undecided that when a wife spends lavishly the hard earned money of her husband, divorce should take place. While as in the age group of 53-70 years (7.27 per cent) women disagree that when a wife spends lavishly the hard earned money of her husband, divorce should take place.

Fig 23 reveals that in the age group of 22-35 years (48.88 per cent) women agree that wife should willing take up a job even if she dislikes it to support

her husband and to avoid divorce. Between the age group of 36-52 years (62.79 per cent) women disagree that wife should willing take up a job even if she dislikes it to support her husband and to avoid divorce. At the same time as in the age group of 53-70 years (8.33 per cent) women feel undecided that wife should willing take up a job even if she dislikes it to support her husband and to avoid divorce.

In Fig 24 it seems that in the age group of 22-35 years (47.82 per cent) women feel undecided that divorce helps a literate woman to be economically independent and fulfill her own wishes. Among the age group of 36-52 years (62.74 per cent) women agree that divorce helps a literate woman to be economically independent and fulfill her own wishes. Even as in the age group of 53-70 years (13.04 per cent) women feel undecided that divorce helps a literate woman to be economically independent and fulfill her own wishes.

Fig 25 shows that in the age group of 22-35 years (42.50 per cent) women agree that divorce should be avoided even if one finds a rich and beautiful partner. In the age group of 36-52 years (85.71 per cent) women feel undecided that divorce should be avoided even if one finds a rich and beautiful partner. Whereas in the age group of 53-70 years (7.69 per cent) women disagree that divorce should be avoided even if one finds a rich and beautiful partner.

Conclusion

Divorce means cancelling the duties and responsibilities of marriage. Majority of divorcee women were in the age group of 36-52 years. It is found that more divorcee women between the age group of 36-52 years agree that divorce makes them feel insecure. Majority of divorcee women between the age group of 22-35 years agree that when they are frustrated divorce is better than committing suicide. Furthermore majority of divorcee women in the age group of 53-70 years disagree that they find it difficult to interact with the society. Divorcee women between the age group of 53-70 years are enjoying their life because they feel free and independent after having divorce. It is also concluded that the women belonging to young age and the women belonging to old age are satisfied with having divorce but the women belonging to middle age group are unhappy with having divorce.

References

1. Arkes, J. (2015). The temporal effects of divorce and separations on children's academic achievement and problem behavior. *Journal of Divorce and Remarriage*. 56(1). 25-42.
2. Greenwood, J. L. (2014). Effects of a mid-to late-life parental divorce on adult children. *Journal of Divorce and Remarriage*. 55(7). 539-556.
3. Menon, M.I (1981). Status of Muslim women in India. Edition 1. P 75. Uppal publishing house new delhi.
4. Meyer, C (2014). "What is divorce". Divorce supports forum: Definition, www.divorce-support.about.com/od/maritalproblems/f/divorce.htm.

Asian Resonance

5. Moon, M (2011). The effects of divorce on children: Married and divorced parent's perspectives. Journal of divorce and remarriage. 52(5). 344-394.
6. Ramachandrappa, S (2012). Causes and consequences of divorce in Bangalore city- A sociological approach. Journal of humanities and social science. 4(1). 134-140
7. Utz, R (2012). Parental divorce among young and adult children: A long-term quantitative analysis of mental health and family solidarity. Journal of Divorce and Remarriage. 53(4). 247-266.
8. Wani, M.A (1995). The Islamic law on maintenance of women, children, parents and other relatives. Edition 1 p. 54-55. Qazi publisher and distributors. New delhi.